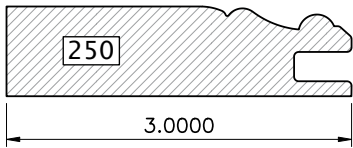


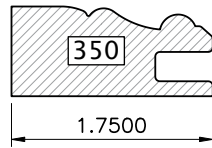
Miter Door Styles

GO WEST!

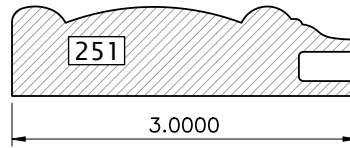
These are the standard miter frame profiles offered by Westwind. Other moulding profiles are available to match your needs. These drawings are not to scale, but are accurate replicas of the cut that will be made on the product. **When selecting a miter profile, please enter the miter profile number in the door style box of the order form.**



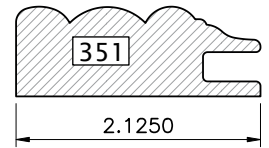
Price Group: 2



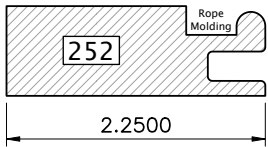
Price Group: 5



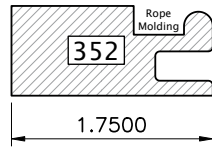
Price Group: 2



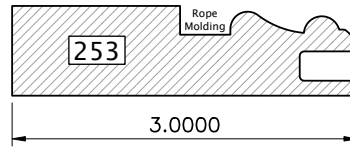
Price Group: 5



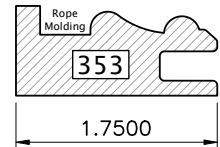
Price Group: 3



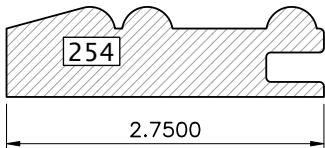
Price Group: 6



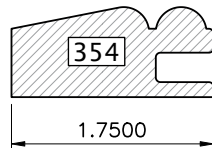
Price Group: 3



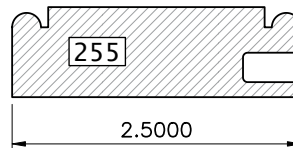
Price Group: 6



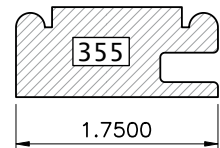
Price Group: 2



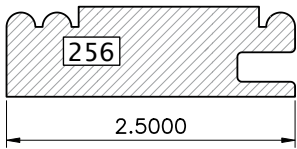
Price Group: 5



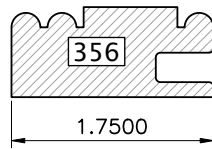
Price Group: 1



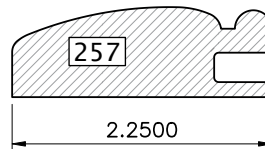
Price Group: 4



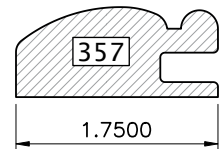
Price Group: 1



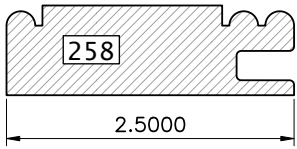
Price Group: 4



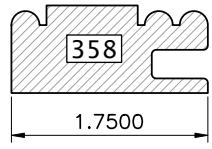
Price Group: 2



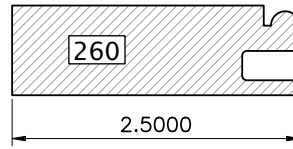
Price Group: 5



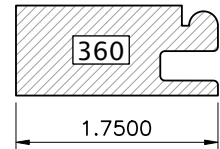
Price Group: 1



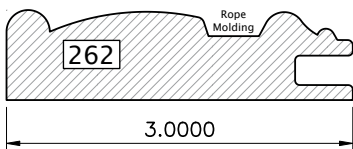
Price Group: 4



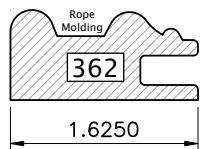
Price Group: 1



Price Group: 4



Price Group: 3



Price Group: 6