

Westwind offers frame only doors (with or without mullions) in all door styles. The drawings below are examples of mullion configurations commonly used. If a custom mullion placement is required, please provide a drawing with the order.

Standard Lites (one piece glass): add \$x.xx/lite; True Divided Lites: add \$x.xx/lite.

Call Customer Service for Current Pricing

Westwind offers two different cut-out options for glass doors: Rout Only and FOXP. Please note which option is preferred when placing the order. Plastic FOXP moulding comes in clear only. FOXP moulding fits into a slot prepped for 1/8" glass. If FOXP rout option is chosen, FOXP moulding will be sent and charged for, unless otherwise specified.

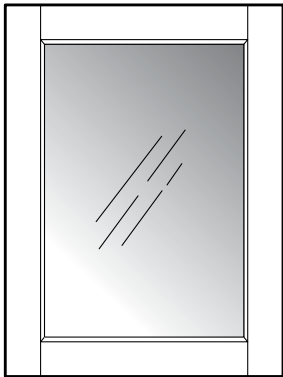
FOXP Moulding is \$.xx per foot.




Rout Only




FOXP




Style 400-0L
Panel Options: G



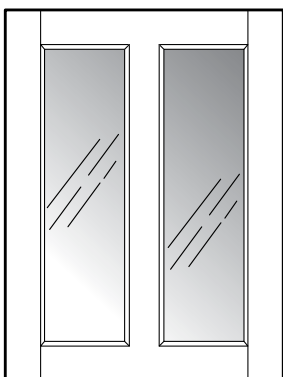
Style 400-4L
Panel Options: G




Style 400-6L
Panel Options: G



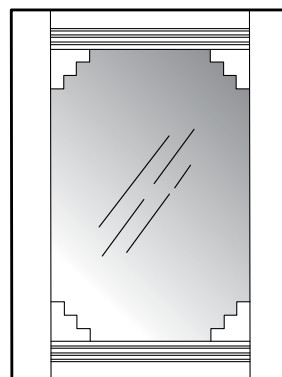
Style 400-9L
*"Prairie Style"**
Panel Options: G



Style 402-0L
Panel Options: G



Style 412-D-6L
Panel Options: G



Style 408-D-0L
Panel Options: G

* Standard corner lite size for Prairie Style is 2". To receive this treatment, note it on the order form. Orders without notation will be made as equal size lites. Prairie Style is available only in 400 series door.